



## Books of the Month



**In the Snow by Elizabeth Spurr** – A little girl and her mom have a lovely day exploring their world in the snow. Ages 1-3 (board book).

**The Reader by Amy Hest** – A little boy and his dog hike to the top of a very tall hill one snowy day. The little boy has a surprise waiting in his suitcase – a book! A lovely story of a picnic in WINTER. Ages 4-8.



## OTHER BOOKS ABOUT SNOW:

**A Kitten Tale by Eric Rohmann** – Four kittens have never seen the snow. Three of them are nervous about what it will be like when it snows, but the fourth confident kitty can't wait! When it finally does snow, the three other kittens join their fearless sibling in winter play. Ages 4-6.

**If Its Snowy and You Know it, Clap Your Paws! by Kim Norman** – A very lively and fun winter version of the much loved song "If You're Happy and You Know It." Would make a great read or sing aloud. Ages 2-5.

**Over and Under the Snow by Kate Messner** – The world above ground in winter doesn't tell much about what happens underground as bears, bullfrogs, snowshoe hares, squirrels, and many other animals make their homes in cozy dens and places beneath the frozen ground. Ages 5-8.

**Red Sled by Patricia Thomas** – Told in brief, rhyming words a little boy, his dad, and their bright red sled have a snow day together, complete with hot cocoa! Ages 3-5.

**Snow by Uri Shulevitz** - Everyone in the city says that it will not snow but both the snow and a very wise little boy, know better! Ages 4-7.

**Snowmen at Night by Caralyn Buehner** – This funny story offers a very clever explanation to children everywhere as to why the snowmen they just built the night before often look lopsided when they wake up the next morning! Ages 5-8.

**Supertruck by Stephen Savage** – When a blizzard hits the city and everyone is stuck in snow, it is the shy and quiet garbage truck who springs into action and becomes – SUPER TRUCK- coming to the rescue of everyone and helping the city back to life. Ages 3-6.

**The First Day of Winter by Denise Fleming** – This story is both cumulative and a guessing game. "On the first day of winter, my best friend gave to me a red cap with a gold snap." What is being built in the book – can you guess? Ages 3-6.

**Winter is for Snow by Robert Neubecker**- Although his sister just wants to stay inside and play on her electronic device, she is eventually dragged outside by her enthusiastic brother and finds that winter and snow and the outdoors can be amazing! Ages 3-6.




## Poem and Song of the Month

### Here's a Hill

Here's a hill (tilt left arm so it forms a hill)  
And here's a hill (tilt right arm to form another hill)  
All covered with snow (raise hands up, bring down in slow motion)  
I'll put on my coat (put coat on)  
And jump on my sled (hold the rope of a sled)  
And ZOOM, down the hill I will go! (clap hands, slide hands down)

### We Like Snow!

*Tune: Three Blind Mice*  
We like snow! We like snow!  
Out we go, out we go,  
It covers the houses and fills the trees.  
It's fun for sleds and it's fun for skis.  
We'll stay outdoors 'til our noses freeze!  
'Cause we like snow!



## Learning Activities for JANUARY

### Counting Buttons

#### What you need:

White circles in a variety of sizes  
White and colorful construction paper  
Buttons in a variety of colors and sizes  
Glue, scissors, markers or crayons

Who doesn't love sorting buttons?! This is an activity I did many times as a child with my grandma's sewing buttons. You can make this fun math (counting/sorting) activity as open-ended as you like. If you want to make snowmen ahead of time and the children count and glue buttons, you can do this. If you want to give the children pre-cut circles and let them piece together their snowmen and count their buttons, you could also do this. Or give children blank white paper and let them create their snowmen from scratch.

\*\*Another option, is to make top hats with different number stickers (from 1-5, or even 1-10). Children must match the number of buttons they count to the number on the snowman's hat. So, seven buttons for the hat with the number "7" on it. In this case, they could use the buttons for repeat sorting and counting, rather than gluing them on. The possibilities are endless!



### Snow Play Dough

#### No-Cook Recipe:

2 cups cornstarch  
1 cup salt  
1 ½ cups boiling water  
2 Tablespoons cream of tartar  
2 Tablespoons vegetable oil  
Glitter (preferably silver but colorful glitter would also work)  
Mix all the ingredients together until the dough forms. Be careful since the water will be very hot at first but cools quickly.

Since the play dough is white with glittery pieces, it looks like winter! Children can create anything of course, but it most likely will inspire winter themed play (snowmen, snowballs, caves or snow dens for animals). Bring out your plastic animals to add to the fun – bears, foxes, wolves, deer, rabbits, owls, etc. all would make for great winter playdough play!

You may register for FREE STARS classes by clicking on the date of the class on the CALENDAR of the Pierce County Library web site: [www.piercecountylibrary.org](http://www.piercecountylibrary.org). The next STARS Class will be Saturday, January 26th, and is on the topic of Learning Games!